

**KBT****350~520/617~960/1695~2700/3300~4200/4800~6000MHz
4/4/6/7/7dBi SISO Omnidirectional ceiling antenna****TQJ-03560XTLH-M****Application**

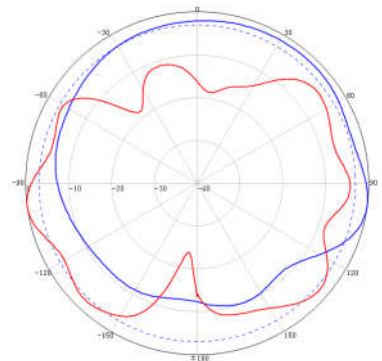
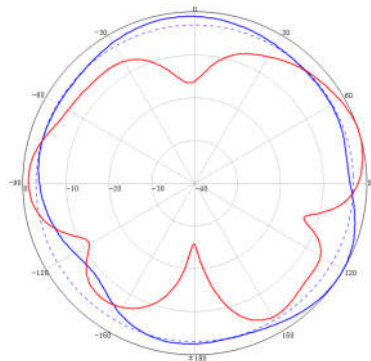
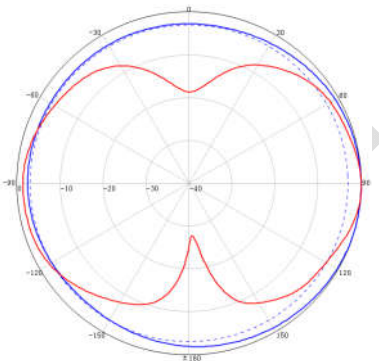
Used in 2G/3G/4G/5G/WLAN system

Electrical specifications

Frequency range (MHz)	350~520	617~960	1695~2700	3300~4200	4800~6000
Polarization	Linear or Horizontal				
Peak Gain (dBi)	4	4	6	7	7
Horizontal beam width (°)	360, omnidirectional				
Typical Vertical beam width (°)	120	90	80	50	40
Impedance (Ω)	50				
VSWR	≤1.8	≤1.5			
Intermodulation IM3 (2×43dBm carrier)	/	≤-153 dBc	≤-153 dBc	≤-153 dBc	/
Maximum power (W)	50				

Mechanical specifications

Connector	N Female or 4.3-10 Female
Exposed cable size (cm)	30
Connector position	Bottom
Antenna size (mm)	Φ300*13
Packing size (mm)	325*325*88
Weight (kg)	TBD
Radome material	ABS
Radome color	White (RAL 9003)
Operating humidity (%)	5~95
Operating temperature (°C)	-40~60
Application	Indoor
Mounting	Fixed with nut

350~960MHz Typical pattern:**1695~2700MHz Typical pattern:****3300~6000MHz Typical pattern:**



KBT

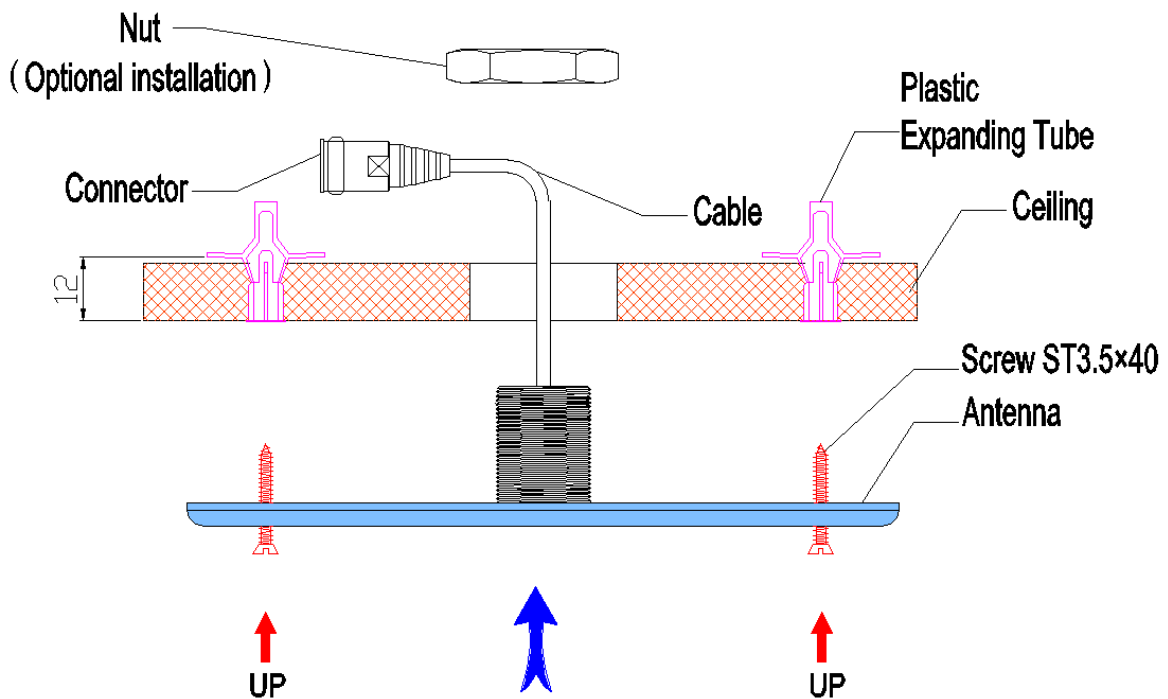
350~520/617~960/1695~2700/3300~4200/4800~6000MHz
4/4/6/7/7dBi SISO Omnidirectional ceiling antenna

Product pictures



Product size
TBD

Installation Sketch



1. Drill a $\Phi 25 - \Phi 30$ hole on the ceiling.
2. Install the antenna as the following picture shows then tighten the bolts.
3. Connect the RF jumper to antenna connector.

NOTE: Please do not install directly on the metal area to avoid performance hit.